



SOPHiA S/Y

*"Dufour 63 arrives as an absolute novelty...
Both from the point of view of the stylistic
language & that of the functional significance
we wanted to undertake a new way
to trace a line that looks to the future."*

Umberto Felci | Naval architect





UNCOMPROMISING COMFORT & CUTTING EDGE SAILING PERFORMANCE

Sophia, the one-of-a kind Dufour 63, combines exquisite comforts with ultimate sailing experience.

Designed by Umberto Felci, its modern hull & deck lines are immediately recognizable at sea, while its distinctive loft style interior is the embodiment of smart design, with optimal use of space in an elegant living environment usually found in bigger sailing yachts.

SOPHIA | DUFOUR - EXCLUSIVE 63





A CONTEMPORARY LOFT STYLE INTERIOR

Once below deck, there is an immediate feeling of wellness.

The big upper & side hatches provide abundant natural light during the day & a spectacular starlight view by night.

Sophia's open plan spacious living room is contemporary decorated with two home style sofas, a wide dining table, a dedicated office space and a functional well-equipped galley.

The two stunning master cabins with en-suite bathrooms, make this semi-custom yacht the ultimate choice for 4 quests (plus 2 crew) to enjoy the Greek islands without compromising on luxuries or amenities.



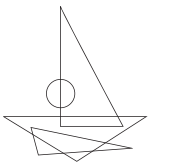


2 Master cabins with en-suite bathrooms





2 Master cabins with en-suite bathrooms



THRACE YACHTING

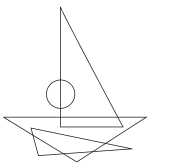
An aerial photograph of a white sailing yacht on the water. The yacht features a large, sheltered cockpit with two helm stations, each with a white steering wheel and electronic displays. The deck is finished with light-colored teak planking. In the center of the cockpit, a man and a woman are standing near a built-in dining table and a BBQ grill. The yacht is surrounded by deep blue water, and the lighting suggests a late afternoon or early morning setting.

A SOPHISTICATED VERSATILE EXTERIOR

Its unique, large, sheltered cockpit with the comfortable sofas and the ergonomic dining table, the aft sunbed and the BBQ, create the perfect setting for al fresco dining and relaxing.

The convertible Bimini provides shade while maintaining perfect visibility under sail, for a memorable sailing experience in the Greek islands.

Sophia is the first sailing yacht that incorporates in perfect harmony motor yacht elements such as the large, double sided aft sunbathing sofa, with the DNA of the true sailing yacht she really is.



THRACE YACHTING

A SOPHISTICATED VERSATILE EXTERIOR



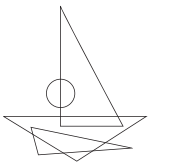
An aerial photograph of a sailboat with white sails and a dark hull, sailing on a deep blue ocean. The boat is moving from the bottom left towards the top right, leaving a white wake behind it. The water's surface is textured with small waves and ripples.

EQUIPPED FOR IMPECCABLE PERFORMANCE

Sophia's hull shape makes her a true high-performance sailing yacht.

Her revolutionary water lines answer the need for optimum stability and drag, while her bow volumes allow the hull to remain very balanced for a comfortable, smoother sailing.


Sophia's fully integrated, efficiently designed helm station includes all the latest technology systems for effortless sailing, even short-handed.



EQUIPPED FOR IMPECCABLE PERFORMANCE



EQUIPPED FOR IMPECCABLE PERFORMANCE





EQUIPPED FOR IMPECCABLE PERFORMANCE

Her owner, who very selectively charters her, believes that a true sailing boat deserves only the best and that is why Sophia is equipped with:

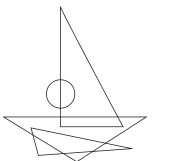
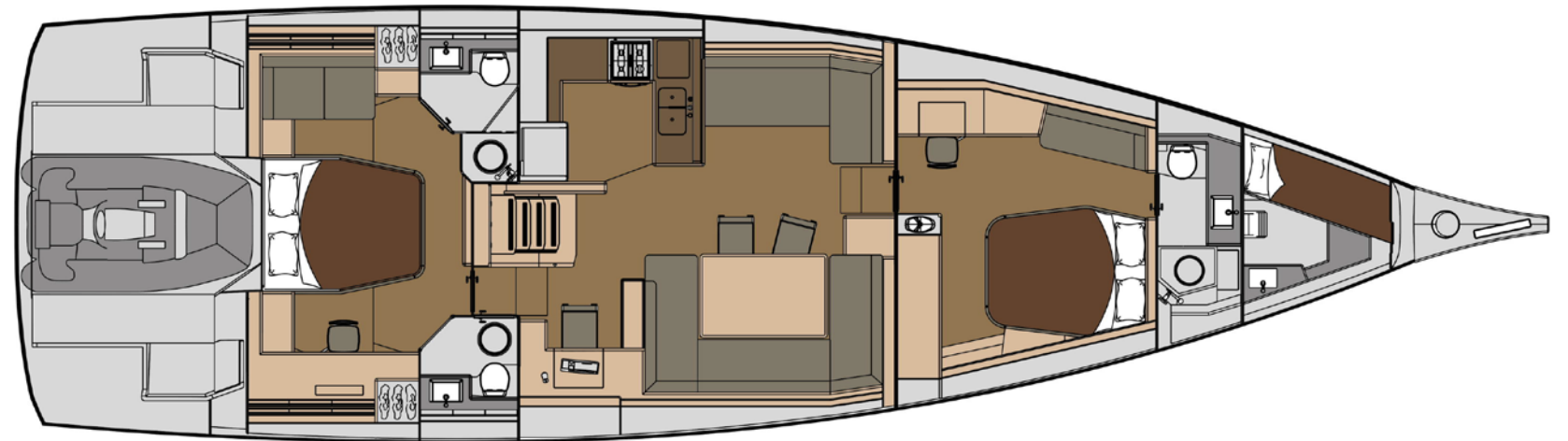
- Full Teak Deck
- Harken Electric Winches Throughout
- Highly Tuned Axxon Carbon Mast
- Mast Jack
- Rod Rigging
- One Sails Membrane Sails
- One Sails Code 0
- Self Tacking Jib
- Electric Jib Furler
- Hydraulic PBO Backstay
- Hydraulic Boom Vang
- Hydraulic Outhaul
- Hydraulic Gangly
- Full Length Modular Bimini
- Electric Swimming Platform
- Infusion Reinforced Performance Hull
- Bow & Stern Thruster

TECHNICAL SPECIFICATIONS & LAYOUT

YEAR: 2018 | 2 MASTER CABINS / 3 HEADS + 1 SKIPPER'S CABIN

Overall Length	19.20m
Hull Length	18.30m
Max Beam	2.80m
Displacement	21,000kg
Lest / Ballast	6,500kg
Berths max	10+2 skipper
Fuel tank	830lt
Water tank	780lt
Engine power	180 / 260cv (opt.)

Total Sail area Up wind	202m ²
Total Sail area Down wind	368m ²
Main sail	108m ²
Jib 108%	94m ²
Gennaker	260m ²
Code 0	170m ²



THRACE YACHTING

FOR INQUIRIES **CONTACT US**



THRACE YACHTING
— SAILING CHARTERS —

MAIN OFFICE

20 Marinou Antypa,
Alimos 17455, Greece
+30 210 9875090
info@thraceyachting.com

USA OFFICE

2550 West Fifth North St.,
Summerville, SC 29483
+843 875 8136, +843 276 7950
us@thraceyachting.com

